

SUMMARY OF APPROPRIATIONS, ALLOTMENTS, OBLIGATIONS AND BALANCES BY OBJECT OF EXPENDITURES

As of the Quarter Ending December 31, 2017

OFFICE OF THE AUDITOR
T E S D A
RECEIVED BY: [Signature]
DATE: 2/22/18
TIME: 10:15
Authorization: 01 - Current Year Appropriations
Report Status: ALL

Department: Other Executive Offices

Agency: Technical Education and Skills Development Authority

Operating Unit: Central Office


Organization Code (UACS): 260410100000

Fund Cluster: 01 - Regular Agency Fund

Table with columns: Particulars, UACS CODE, Appropriation (Authorized, Adjustments, Adjusted), Allotments (Received, Adjustments, Transfer To, Transfer From, Adjusted Total), Current Year Obligations (1st-4th Quarter, Total), Current Year Disbursements (1st-4th Quarter, Total), Balances (Unreleased, Unobligated, Unpaid Obligations).

Particulars	UACS CODE	Appropriation			Allotments					Current Year Obligations					Current Year Disbursements					Balances									
		Authorized Appropriation	Adjustments (To)/From, Realignment	Adjusted Appropriations	Allotments Received	Adjustments (Withdrawal, Realignment)	Transfer To	Transfer From	Adjusted Total Allotments	1st Quarter Ending March 31	2nd Quarter Ending June 30	3rd Quarter Ending Sept. 30	4th Quarter Ending Dec. 31	Total	1st Quarter Ending March 31	2nd Quarter Ending June 30	3rd Quarter Ending Sept. 30	4th Quarter Ending Dec. 31	Total	Unreleased Appropriations	Unobligated Allotment	Unpaid Obligations (15-26) = (23+24)							
																						Due and Demandable	Not Yet Due and Demandable						
Equipment Outlay	506040000	84,864,000.00	(60,000,000.00)	24,864,000.00	84,864,000.00			(60,000,000.00)	24,864,000.00					17,658,020.35	6,225,386.71	878,841.00	24,762,248.06					15,962,201.40	292,485.15	16,244,686.55	24,762,248.06	201,751.94	8,517,561.51		
Buildings and Other Structures	506040000	60,000,000.00	(60,000,000.00)		60,000,000.00			(60,000,000.00)																					
Buildings	506040001	60,000,000.00	(60,000,000.00)		60,000,000.00			(60,000,000.00)																					
Machinery and Equipment Outlay	5060405000	24,964,000.00		24,964,000.00	24,964,000.00				24,964,000.00					17,658,020.35	5,225,386.71	878,841.00	24,762,248.06					15,962,201.40	292,485.15	16,244,686.55		201,751.94	8,517,561.51		
Information and Communication Technology Equipment	5060405003	10,864,000.00	13,221,159.00	24,085,159.00	10,864,000.00	13,221,159.00			24,085,159.00					17,658,020.35	5,225,386.71		23,883,407.06					15,962,201.40	292,485.15	16,244,686.55		201,751.94	7,638,720.51		
Communication Equipment	5060405007	5,900,000.00	(5,900,000.00)		5,900,000.00	(5,900,000.00)																							
ICT Software	5060405015	8,200,000.00	(7,321,159.00)	878,841.00	8,200,000.00	(7,321,159.00)			878,841.00								878,841.00	878,841.00										878,841.00	
II. Automatic Appropriations		15,101,000.00		15,101,000.00	15,101,000.00				15,101,000.00	3,586,484.16	3,686,943.72	2,410,298.64	4,895,997.36	14,579,723.88	3,586,484.16	3,686,943.72	2,410,298.64	4,895,997.36	14,579,723.88	3,586,484.16	3,686,943.72	2,410,298.64	4,895,997.36	14,579,723.88		521,276.12	7,306,296.00		
Retirement and Life Insurance Premiums	01104102	15,101,000.00		15,101,000.00	15,101,000.00				15,101,000.00	3,586,484.16	3,686,943.72	2,410,298.64	4,895,997.36	14,579,723.88	3,586,484.16	3,686,943.72	2,410,298.64	4,895,997.36	14,579,723.88	3,586,484.16	3,686,943.72	2,410,298.64	4,895,997.36	14,579,723.88		521,276.12	7,306,296.00		
Personnel Services	5010000000	15,101,000.00		15,101,000.00	15,101,000.00				15,101,000.00	3,586,484.16	3,686,943.72	2,410,298.64	4,895,997.36	14,579,723.88	3,586,484.16	3,686,943.72	2,410,298.64	4,895,997.36	14,579,723.88	3,586,484.16	3,686,943.72	2,410,298.64	4,895,997.36	14,579,723.88		521,276.12	7,306,296.00		
Personnel Benefit Contributions	5010300000	15,101,000.00		15,101,000.00	15,101,000.00				15,101,000.00	3,586,484.16	3,686,943.72	2,410,298.64	4,895,997.36	14,579,723.88	3,586,484.16	3,686,943.72	2,410,298.64	4,895,997.36	14,579,723.88	3,586,484.16	3,686,943.72	2,410,298.64	4,895,997.36	14,579,723.88		521,276.12	7,306,296.00		
Retirement and Life Insurance Premiums	5010301000	15,101,000.00		15,101,000.00	15,101,000.00				15,101,000.00	3,586,484.16	3,686,943.72	2,410,298.64	4,895,997.36	14,579,723.88	3,586,484.16	3,686,943.72	2,410,298.64	4,895,997.36	14,579,723.88	3,586,484.16	3,686,943.72	2,410,298.64	4,895,997.36	14,579,723.88		521,276.12	7,306,296.00		
Retirement and Life Insurance Premiums	5010301000	15,101,000.00		15,101,000.00	15,101,000.00				15,101,000.00	3,586,484.16	3,686,943.72	2,410,298.64	4,895,997.36	14,579,723.88	3,586,484.16	3,686,943.72	2,410,298.64	4,895,997.36	14,579,723.88	3,586,484.16	3,686,943.72	2,410,298.64	4,895,997.36	14,579,723.88		521,276.12	7,306,296.00		
III. Special Purpose Fund			11,582,898.50	11,582,898.50	75,099,127.00			(63,506,228.50)	11,582,898.50	1,620,235.46	1,142,510.53		8,588,176.03	11,350,922.02	1,620,235.46	1,142,510.53		8,588,176.03	11,350,922.02							231,976.46			
Contingent Fund	01101402				20,000,000.00			(20,000,000.00)																					
Capital Outlays	5060000000				20,000,000.00			(20,000,000.00)																					
Property, Plant and Equipment Outlay	5060400000				20,000,000.00			(20,000,000.00)																					
Buildings and Other Structures	5060400000				20,000,000.00			(20,000,000.00)																					
Buildings	5060400001				20,000,000.00			(20,000,000.00)																					
Miscellaneous Personnel Benefits Fund	01101406		5,284,181.50	5,284,181.50	48,790,410.00			(43,506,228.50)	5,284,181.50				5,192,473.77	5,192,473.77													91,707.73		
Personnel Services	5010000000		5,284,181.50	5,284,181.50	48,790,410.00			(43,506,228.50)	5,284,181.50				5,192,473.77	5,192,473.77													91,707.73		
Other Compensation	5010200000		5,284,181.50	5,284,181.50	48,790,410.00			(43,506,228.50)	5,284,181.50				5,192,473.77	5,192,473.77													91,707.73		
Other Bonuses and Allowances	5010290000		5,284,181.50	5,284,181.50	48,790,410.00			(43,506,228.50)	5,284,181.50				5,192,473.77	5,192,473.77													91,707.73		
Performance Based Bonus - Civilian	5010290014		5,284,181.50	5,284,181.50	48,790,410.00			(43,506,228.50)	5,284,181.50				5,192,473.77	5,192,473.77													91,707.73		
Pension and Gratuity Fund	01101407		6,298,717.00	6,298,717.00	6,298,717.00				6,298,717.00	1,620,235.46	1,142,510.53		3,395,702.26	6,158,448.25	1,620,235.46	1,142,510.53		3,395,702.26	6,158,448.25								140,268.75		
Personnel Services	5010000000		6,298,717.00	6,298,717.00	6,298,717.00				6,298,717.00	1,620,235.46	1,142,510.53		3,395,702.26	6,158,448.25	1,620,235.46	1,142,510.53		3,395,702.26	6,158,448.25								140,268.75		
Other Personnel Benefits	5010400000		6,298,717.00	6,298,717.00	6,298,717.00				6,298,717.00	1,620,235.46	1,142,510.53		3,395,702.26	6,158,448.25	1,620,235.46	1,142,510.53		3,395,702.26	6,158,448.25								140,268.75		
Terminal Leave Benefits	5010403000		6,298,717.00	6,298,717.00	6,298,717.00				6,298,717.00	1,620,235.46	1,142,510.53		3,395,702.26	6,158,448.25	1,620,235.46	1,142,510.53		3,395,702.26	6,158,448.25								140,268.75		
Terminal Leave Benefits - Civilian	5010403001		6,298,717.00	6,298,717.00	6,298,717.00				6,298,717.00	1,620,235.46	1,142,510.53		3,395,702.26	6,158,448.25	1,620,235.46	1,142,510.53		3,395,702.26	6,158,448.25								140,268.75		
GRAND TOTAL		3,053,656,000.00	(1,862,705,872.88)	1,190,950,127.11	3,128,745,127.00	(40,861,380.82)	(1,878,782,572.71)	1,190,923,835.11	161,106,989.19	608,884,813.88	114,925,162.38	135,633,813.53	1,020,550,988.98	83,065,743.35	113,465,740.76	133,504,934.28	141,693,220.31	471,729,638.70	26,192.00	170,372,946.13						556,127,648.28			

Certified Correct:


 WILMA F. BROQUE
 Agency Budget Officer


Date:

Certified Correct:


 CARIZA A. DACUMA
 Agency Chief Accountant


Date:

Recommended By:


 MA. MAGDALENA P. BUTAD
 Director, FMS

Date:

Approved By:


 PILAR G. DE LEON
 Director IV-AS
 Chief of Services for Administration
 Date: